




TWIN CAGE BUILDING HOIST

TWIN HOIST FEATURES

1. Using variable frequency drives greatly reduces mechanical wear and tear on the elevator and its components.
2. Smooth starting and stopping without surging or jarring the elevator car.
3. The lifting speed can be easily controlled and is infinitely variable.
4. The elevator starting current is lower than rated current.
5. The variable frequency drive is more efficient and consumes less power.



Standard Drive Machinery




Optional SEW Drive Machinery



Variable Frequency Drive for smooth operation & drive comfort. Self-troubleshooting PLC control. Relay logic and software redundancy.



Top-Mounted Machinery for unobstructed cage access

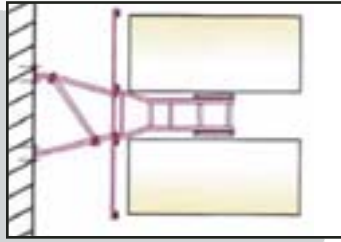


Available Side Entry

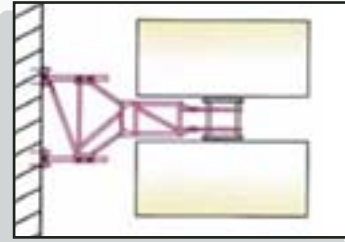


Reinforced Cab Floor

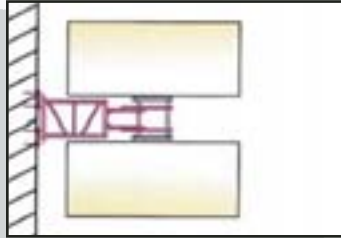
TIE-IN CONFIGURATIONS



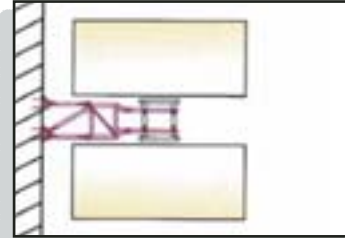
TYPE I



TYPE II



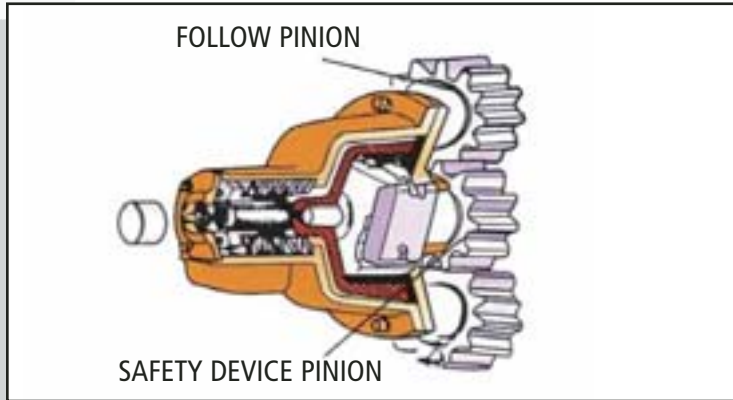
TYPE III
(FIXED FRAME)



TYPE V
(FULLY ADJUSTABLE TORN BUCKLES)

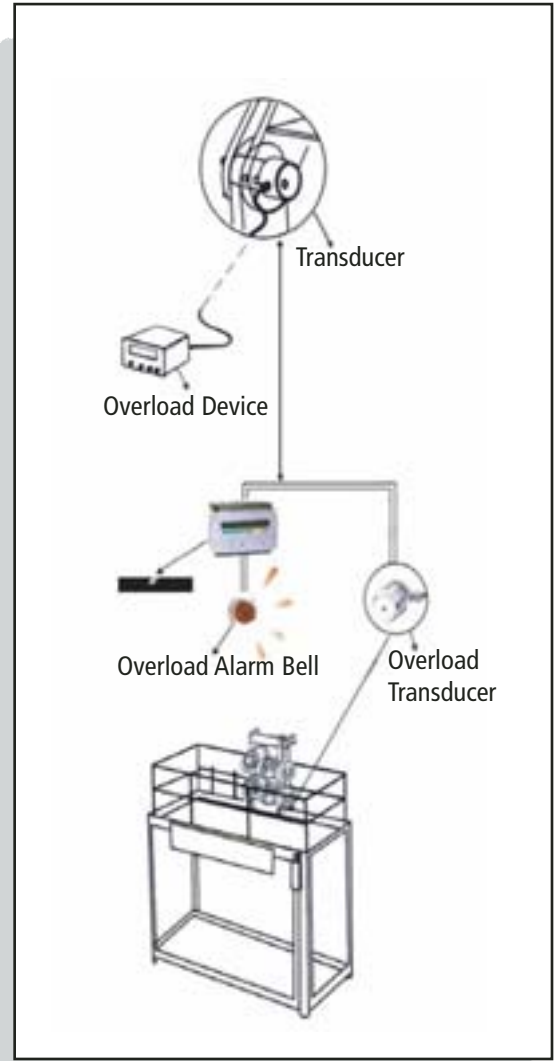
SAFETY DEVICE

INCLUDED ON ALL MODELS AS SHOWN



OVERLOAD CELL

INCLUDED ON ALL MODELS



Manufacturing facility with a capacity of 60 units per month

TWIN CAGE HIGH SPEED

Model	Speed M/Min	Capacity Kg x 2	Motors in kW x 2	Counter Weight x 2	Cage Size meters (L x W x H) x 2
SC100/100G	96	1,000	3 x 22 kW	No	2.5 x 1.3 x 2.5
SC120/120G	96	1,200	3 x 22 kW	No	3 x 1.3 x 2.5
SCD200/200G	96	2,000	3 x 15 kW	Yes	3 x 1.3 x 2.5
SCD225/225G	96	2,250	3 x 15 kW	Yes	3.2 x 1.5 x 2.5
SCD250/250G	96	2,500	3 x 18.5 kW	Yes	3.6 x 1.5 x 2.5
SCD270/270G	96	2,700	3 x 18.5 kW	Yes	3.8 x 1.5 x 2.5
SCD300/300G	96	3,000	3 x 22 kW	Yes	4.0 x 1.5 x 2.5
SCD320/320G	96	3,200	3 x 22 kW	Yes	4.2 x 1.5 x 2.5

TWIN CAGE MEDIUM SPEED

Model	Speed M/Min	Capacity Kg x 2	Motors in kW x 2	Counter Weight x 2	Cage Size meters (L x W x H) x 2
SC100/100GZ	63	1,000	3 x 15 kW	No	2.5 x 1.3 x 2.5
SC120/120GZ	63	1,200	3 x 15 kW	No	3 x 1.3 x 2.5
SCD200/200GZ	63	2,000	2 x 15 kW	Yes	3 x 1.3 x 2.5
SC200/200GZ	63	2,000	3 x 18.5 kW	No	3 x 1.3 x 2.5
SCD225/225GZ	63	2,250	2 x 15 kW	Yes	3.2 x 1.5 x 2.5
SC225/225GZ	63	2,250	3 x 18.5 kW	No	3.2 x 1.5 x 2.5
SCD250/250GZ	63	2,500	2 x 18.5 kW	Yes	3.6 x 1.5 x 2.5
SC250/250GZ	63	2,500	3 x 18.5 kW	No	3.6 x 1.5 x 2.5
SCD270/270GZ	63	2,700	2 x 18.5 kW	Yes	3.8 x 1.5 x 2.5
SC270/270GZ	63	2,700	3 x 22 kW	No	3.8 x 1.5 x 2.5
SCD300/300GZ	63	3,000	3 x 15 kW	Yes	4.0 x 1.5 x 2.5
SC300/300GZ	63	3,000	3 x 22 kW	No	4.0 x 1.5 x 2.5
SCD320/320GZ	63	3,200	3 x 15 kW	Yes	4.2 x 1.5 x 2.5

TWIN CAGE STANDARD SPEED

Model	Speed M/Min	Capacity Kg x 2	Motors in kW x 2	Counter Weight x 2	Cage Size meters (L x W x H) x 2
SC100/100TD	46	1,000	2 x 11.5 kW	No	2.5 x 1.3 x 2.5
SC120/120TD	46	1,200	2 x 11.5 kW	No	3 x 1.3 x 2.5
SC200/200TD	46	2,000	3 x 11.5 kW	No	3 x 1.3 x 2.5
SC225/225TD	46	2,250	3 x 15 kW	No	3.2 x 1.5 x 2.5
SC250/250TD	46	2,500	3 x 15 kW	No	3.6 x 1.5 x 2.5
SC270/270TD	46	2,700	3 x 15 kW	No	3.8 x 1.5 x 2.5
SC300/300TD	46	3,000	3 x 18.5 kW	No	4.0 x 1.5 x 2.5
SC320/320TD	46	3,200	3 x 18.5 kW	No	4.2 x 1.5 x 2.5

AVRO MODEL LEGEND

SC: Non counter weighted frequency drive
 SCD: Counter weighted frequency drive

G: High speed 96 meters/min
 GZ: Medium speed 63 meters/min
 TD: Standard speed 46 meters/min

GS: High speed 96 meters/min with SEW
 GZS: Medium speed 63 meters/min with SEW
 TDS: Standard speed 46 meters/min with SEW

*All descriptions, sizes and specifications subject to change without notice.



AVRO HOIST COMPANY
 3456 Mavis Drive
 Mississauga, ON
 (905) 290-1431